

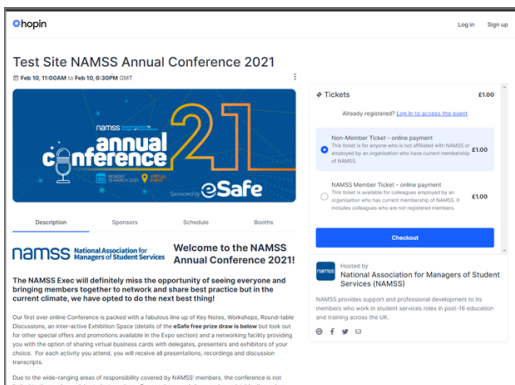
STEP-BY-STEP GUIDE FOR DELEGATES How to register and pay for Conference

Please find below some pointers to help you access the NAMSS virtual conference to make your experience as seamless as possible.


All NAMSS members have been sent a link via jiscmail and a NAMSS News Conference update. This link will take you to the conference page on Hopin (the platform we are using to host our conference).

NB You can also access the link and other conference information on the NAMSS website by logging in and going to the NAMSS Conference tab. The website page also contains an overview of conference information e.g. the programme (or schedule), speaker information, ticket costs, AGM papers, and information on how to apply to join the Executive Board.

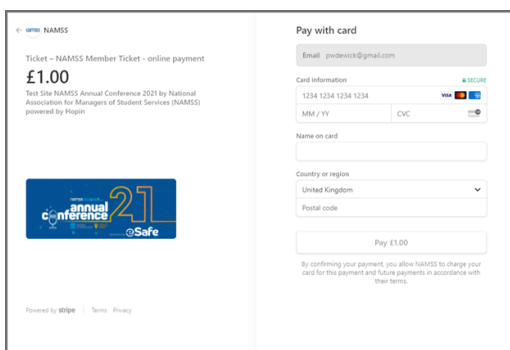
Step 1 - The conference link will take you to a page that looks like this:



Step 2 - Click on the NAMSS member ticket option (please ignore the ticket cost – it’s a test site!):



Step 3 - Complete the simple form and you will be taken to the online payment window:



Step 4 - You will receive an electronic receipt by email and will be taken to a window like this (please ignore the date as this is a test site):

